



# QY50K领先型

XZJ5390/5391JQZ50K

全液压汽车起重机

FULL HYDRAULIC TRUCK CRANE



- 最大起重量：幅度 3 米时为 50 吨 Max. Capacity: 50t at radius 3m.
- 最大起吊高度：带副臂时为 55.8 米 Max. Lifting Height: 55.8m with Jib.
- 最大工作半径：带副臂时为 36 米 Max. Working Radius: 36m with Jib.







## QY50k leading class full hydraulic truck crane

QY50K 领先型  
全液压汽车起重机

主臂起重性能表 Total rated lifting load for boom

工作幅度 (m)	吊臂长度				
	基本臂 10.70m	中长臂 18.05m	中长臂 25.40m	中长臂 32.75m	全伸臂 40.10m
3	50000				
3.5	50000	31000			
4	42500	29000			
4.5	39500	28000	20000		
5	36000	27000	19000		
5.5	30300	24500	18500		
6	25600	23000	18200	13600	
7	19400	18900	17000	13600	
8	15200	14600	15500	12500	8200
9	12100	11800	12800	11500	8200
10		9500	10600	10500	7600
12		6800	7700	8200	6800
14		4800	5800	6200	6000
16		3400	4400	4800	5000
18			3300	3800	4000
20			2500	3000	3200
22			1800	2300	2600
24				1800	2100
26				1300	1600
28					1200
30					900
倍率	12	8	5	4	3
主臂最小仰角	16.36°	17.02°	24.11°	34.21°	39.28°
主臂最大仰角	68.95°	76.16°	77.93°	77.99°	77.30°
吊钩重量	515kg				

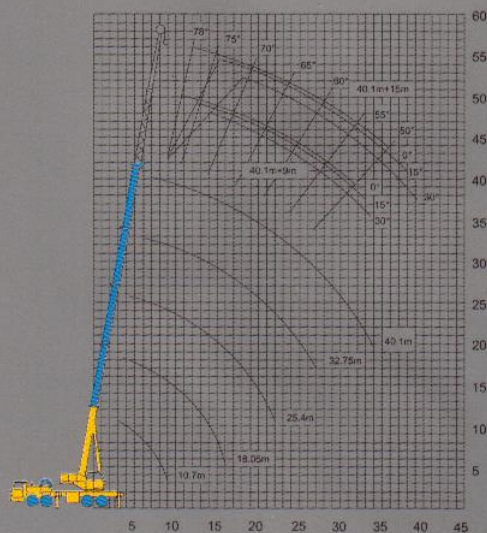
表一

注:对表一、表二中起重量的说明

- (1)表中额定起重量所表示的数值,是在平整的坚固地面上本起重机能够保证的最大起重量。
- (2)表中额定起重量包括吊钩和吊具的重量;
- (3)表中的工作幅度是包括吊臂的变形量在内的实际值;
- (4)允许达7级风时即风压为125N/m<sup>2</sup> 起重机仍可作业。
- (5)表一起升高度均为参考值。

Notes on Table 1.and Table 2.

- (1) The data in the table are the max.lifting capacity when the crane is set up on level and firm ground.
- (2) The total rated lifting load in the table includes the weight of hook block and slings.
- (3) The working radius in the table one is the actual value including boom deflection under loads.
- (4) Wind pressure 125N/m<sup>2</sup> .Lifting operation is also allowed under the condition of wind force scale7.
- (5)The lifting height in table 1 is only for reference.



▲ 起升高度曲线 Lifting Height Curves

副臂起重性能表 (侧后方) Total rated lifting load for jib(over side and rear)

表二

主臂仰角 Boom Angle (°)	主臂 Boom 40.1m					
	补偿角 Offset angle					
	0°		15°		30°	
	副臂 Jib 8.5m 起重量 Lifting Load (kg)	副臂 Jib 15m 起重量 Lifting Load (kg)	副臂 Jib 8.5m 起重量 Lifting Load (kg)	副臂 Jib 15m 起重量 Lifting Load (kg)	副臂 Jib 8.5m 起重量 Lifting Load (kg)	副臂 Jib 15m 起重量 Lifting Load (kg)
78	4000	2000	2700	1400	2440	1100
75	3600	2000	2500	1200	2300	1000
72	3200	1800	2300	1150	2200	990
70	2900	1700	2200	1100	2100	950
65	2300	1400	1900	950	1900	880
60	1800	1200	1600	800	1500	830
55	1000	800	900	700	850	600
50	450		400		350	





QY50K leading class full hydraulic truck crane

# QY50K领先型 全液压汽车起重机

## ● 吊装装备的全新形象

世界最先进的豪华型汽车起重机专用驾驶室、新型操纵室、和国际结构形式同步的五节“U”形截面伸臂，构建出新一代吊装装备的全新形象。

## ● 更加严谨、可靠地运行

液比例先导控制的负载反馈系统与进口先导阀及马达等主要元件的最佳匹配，令吊装过程精准、可靠。

## ● 高效率的持续体现

采用进口钢材、改进吊臂截面形状以及减少大量焊接工序，全方位增强了板材应力和韧性，降低了故障发生率，使产品运作高效、持久。



## ● 人性化的体贴设计

充分考虑了吊装行业全天候作业、在各种恶劣环境作业时的需求，如独家使用的夜视水平仪、高原型配置……



ENVIRONMENTAL · SAFE · RELIABLE · ADVANCED

# 环保 · 安全 · 可靠 · 先进



## (一)卓越的起吊机构

- 选用臂端滑轮时，重物起吊40米只需30秒
- 采用常闭式行星减速机
- 防打绞、不旋转起升钢丝绳
- 0-80° 变幅时间只需88秒
- 每分110米的起升速度
- 每分2圈的回转速度
- 双独立起升机构

## (1)Excellent Lifting Devices

- With boom tip sheave, lifting up to 40m only in 30 seconds.
- Constant closed planetary reduction.
- Untwist and unturned wire ropes.
- Elevating from 0° to 80° only in 88 seconds.
- Hoist speed 110m/min.
- Swing speed 2r/min.
- Twin independent winches.

## (二)支腿操纵：快捷、方便

- 采用第五支腿时，可实现360°全回转
- 方便的双侧操作，双侧均配有夜视水平仪(专利号:03219322.X)
- 各支腿可独立操作，亦可同时操作
- 双H型支腿，单节水平支腿最大横向跨距6.6米，纵向跨距5.65米
- 调平支腿只要65秒
- 醒目的支腿操纵标识和说明

## (2)Quickly and Easily Operated

- 360° full swing with 5th outr
- Double-side operation with level meter (Patent No. 03219322.X)
- Outriggers can be operated independently or synchronously.
- Double H-type outriggers with longitudinal span 6.6m and lateral span 5.65m.
- Outrigger leveling only in 65s





● Brand New Lifting Equipment

The world advanced luxury truck crane cabs and 5-section 'U'-shaped boom build up a new generation of brand new lifting equipment.

● More Precise and Reliable Control System



The hydraulic proportional pilot control with load sensing feedback and advanced pilot valves and motors ensure precision and reliability for lifting operation.

● High Quality Structural Parts

The high strength steel, improved boom profile and advanced welding procedure increase steel plate stress and stiffness, reduce defects and make the crane work with high efficiency and longer service life.

● Ergonomically Designed Cabs

All weather operation is taken account for needs of rough working conditions such as the unique night vision level meter and highland type equipment.



triggers  
er.  
nt vision  
X).  
ndepen-  
aximum  
al span  
onds.

(三)强劲的底盘驱动

- 输出功率为 206kW 的斯太尔涡轮增压柴油机
  - 性能优良的变速箱
  - 传动系统强劲可靠
- (3)Powerful Carrier Drive
- STYRE turbocharged diesel engine with output 206kW.
  - Outstanding powered transmission.
  - Powerful and reliable drive train.

(四)可靠的液压系统

- 进口卡套式接头，零泄露，防污染
- 强效的液压油冷却系统
- 节能高效的变量起升液压系统(专利号:01237657.4)
- 防冲击自动找正的回转液压系统(专利号:03219267.3)
- 性能卓越、运动可靠的进口泵、马达、阀类、密封等执行元件
- 高度集成的模块化阀组，管路简单，液阻小(专利号:01244458.8)

(4)Reliable Hydraulic System

- Imported clamp-type pipe fittings, no leakage and pollution.
- High-efficient hydraulic oil cooling system.
- Energy-saving and cost-efficient winch of variable displacement (Patent No. 01237657.4).
- Shock-proof and auto-aligned swing system (Patent No. 03219267.3).
- Well performed and reliable actuators such as pump, motor, valve and seals etc.
- Highly integrated modular type valve block with simple piping and little resistance.





QY50K 领先型拥有国际最先进的椭圆形截面吊臂，该吊臂选用进口超强钢。在吊臂伸缩时，臂体间宽大的滑块设计保证了主臂的同心度，使重量和受力较好的传递，使其起重能力得到了全面释放。

QY50K, equipped with the world advanced oviform profile boom made of imported high strength steel, ensures max. lifting capacity with min. dead weight. The larger slides between boom sections guarantee boom coaxality for good transfer of weight and force, and improve lifting capacity.

#### 性能卓越的伸臂主臂

- 椭圆形截面，良好的抗屈服能力
- 双缸加绳排伸缩方式，臂长从 10.70 米到 40.10 米，仅需 180 秒
- 每节伸缩臂可从侧面得到充分的润滑
- 出类拔萃的起重能力：

最大起重力矩 1764kN.m

基本臂 3 米幅度时可吊 50 吨

中长臂 18.05 米时最大可吊 31 吨

中长臂 25.40 米时最大可吊 20 吨

中长臂 32.75 米时最大可吊 13.6 吨

全伸臂 40.10 米时最大可吊 8.2 吨

8.5 米副臂时最大可吊 4 吨

15 米副臂时最大可吊 2 吨

#### Excellent Performed Telescopic Boom

- Oviform boom profile reduces the weight of main boom and increases load lifting capacity.

- Double cylinders plus wire ropes for telescoping, boom extension from 10.70m to 40.10m only in 180 seconds.

- Sufficient side lubrication for each boom section.

- Outstanding load lifting capacity.

Max. lifting load moment 1764kN.m

50t load lifted with base boom at 3m radius.

Max. 31t load lifted with mid-extended boom at 18.05m boom length.

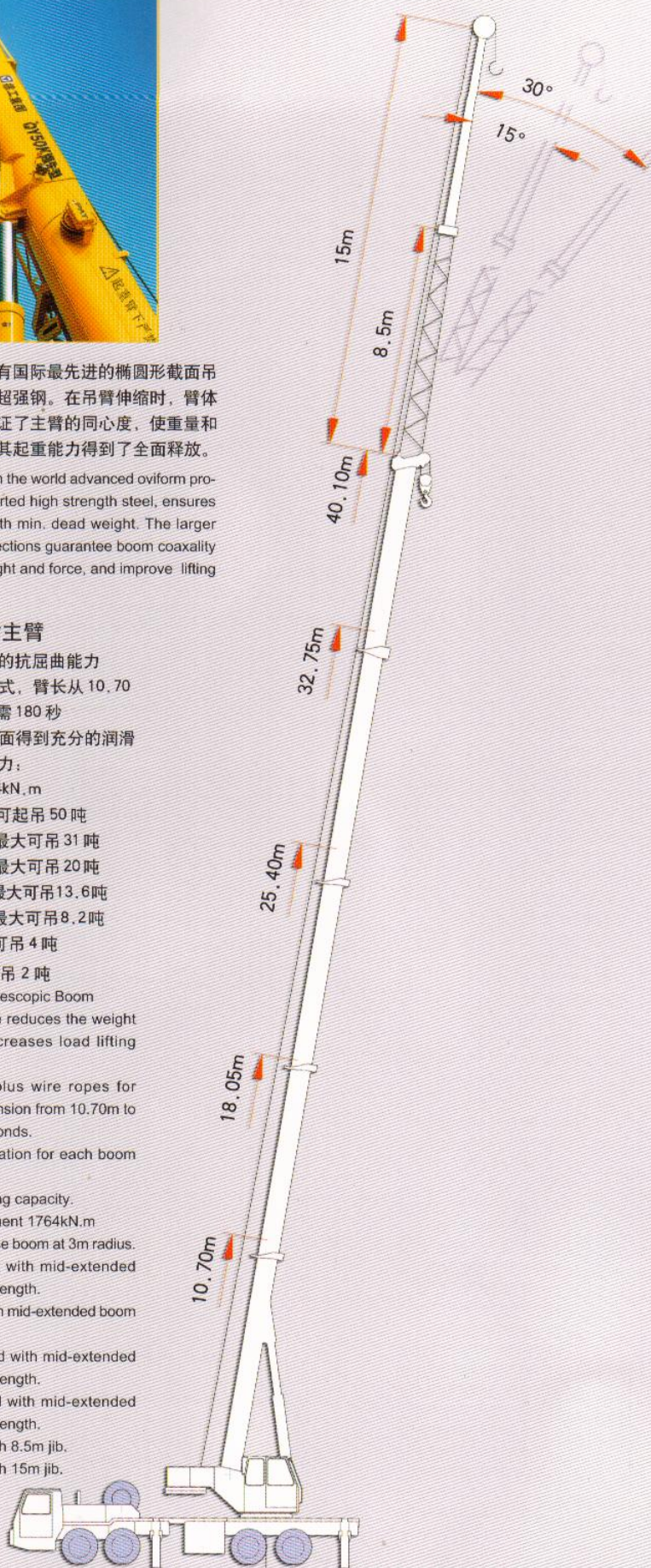
Max. 20t load lifted with mid-extended boom at 25.40m boom length.

Max. 13.6t load lifted with mid-extended boom at 32.75m boom length.

Max. 8.2t load lifted with mid-extended boom at 40.10m boom length.

Max. 4t load lifted with 8.5m jib.

Max. 2t load lifted with 15m jib.




#### 起重臂伸缩系统

- 双缸加绳排伸缩方式，快速高效
- 双缸内部沟通，免除了软管卷筒
- 多芯管伸缩油缸
- 进口绳排和轴承


#### Boom Telescoping System

- Double cylinders plus wire ropes for synchronous telescoping, quick and easy.
- Double cylinders of inside connection, free of hose reel.
- Multi-core telescoping cylinders.
- Imported wire ropes and bearings.




吊臂对中装置

Boom sections aligned




每节伸缩臂可以从侧面得到充分润滑

Sufficient side lubrication for each boom section



椭圆形截面，增大起重能力

Oviform profile boom increases load lifting capacity



多芯管伸缩油缸，双缸内部沟通，免除了软管卷筒

Double multi-core telescoping cylinders of inside connection, free of hose reel

QY50K FULL HYDRAULIC CRANE.....





QY50K 领先型起重机遵循人性化设计和人机工程原理，在确保用户安全操作的同时，更时刻体现出世界先进水平产品的强劲和可靠。

Ergonomically designed QY50K not only ensures the safety for driver and operator but also represents the reliability of world advanced level.

#### 宽敞的驾驶室

- 造型美观的驾驶室
- 良好的隔音效果
- 可调式驾驶员太空座椅
- 可调式方向盘
- 四季如春的冷暖空调
- 可自动除霜
- 起重机油门操纵装置 (专利号: 01217723.7)

#### Spacious Carrier Cab

- Cab of state of the art.
- Good sound insulation.
- Adjustable driver's seat.
- Adjustable steering wheel.
- On-board air-conditioner.
- Defroster for windscreen.
- Crane accelerator control (Patent No. 01217723.7)

#### 新型的操纵室

- 流线型整体式复合材料壳体
- 大圆弧整体式前上方安全玻璃，清除视觉死角
- 可调式操作员座椅
- 设计合理的内装饰，良好的视觉和隔音效果
- 可选装空调和暖风装置
- 防紫外线窗帘
- 功能齐全的力矩限制器
- 方便的液比例手柄
- 良好的速度控制

#### Newly Designed Crane Cab

- Streamlined cab body made of compound material.
- Round-angle safety glass for front window with wide field of vision.
- Adjustable operator's seat.
- Inner decoration of reasonable design, larger vision and good sound insulation.
- Air-conditioner and heater are for option.
- Curtain for protection of ultraviolet radiation.
- Multi-functional load moment limiter.
- Easy operated proportional joystick.
- Good speed control.







## QY50K leading class full hydraulic truck crane



## 主要技术参数

## 尺寸参数 Dimensions

整机全长 Overall length	mm	13100
整机全宽 Overall width	mm	2750
整机全高 Overall height	mm	3350
轴距 Wheel base		
— 二轴距 Axle 1, 2	mm	1520
二 三轴距 Axle 2, 3	mm	3815
三 四轴距 Axle 3, 4		1350
轮距 Track		
前轮 Front wheel	mm	2240
后轮 Rear wheel	mm	2055

## 重量参数 Weight

行驶状态整机质量 Dead weight in travel state	kg	38580
轴荷 Axle load		
— 二轴 1, 2	kg	12950
三四轴 3, 4	kg	25630

## 动力参数 Power

发动机型号 Engine model	Steyr WD615.67A CumminsML-C290		
发动机额定功率 Engine rated output	kW/(r/min)	206/2200	216/2100
发动机额定扭矩 Engine rated torque	N.m/(r/min)	1100/1400	1200/1400
发动机额定转速 Max. travel speed	r/min	2200	2100

## 行驶参数 Travel


行驶速度 Travel speed		
最高行驶速度 Max. Travel speed	km/h	66 63
最低行驶速度 Min. travel speed	km/h	2.7 4.3
转弯直径 Turning diameter		
最小转弯直径 Min. turning diameter	m	24 24
臂头最小转弯直径 Min. turning diameter at boom tip	m	26.8 26.8
最小离地间隙 Min. ground clearance	mm	285 285
接近角 Approach angle		16° 16°
离去角 Departure angle		11° 11°
最大爬坡能力 Max. gradeability		27% 27%
百公里油耗 Fuel consumption of 100km	L	~42 ~42

## 主要性能参数 Lifting performance

最大额定总起重量 Max. total rated lifting load	t	5
最小额定幅度 Min. rated working radius	m	
转台尾部回转半径 Turning radius at swing table tail	mm	348
最大起重力矩 Max. load moment		
基本臂 Base boom	kN.m	176
最长主臂 Full-extend boom	kN.m	823
支腿距离 Outrigger extension distance		
纵向 Longitudinal	m	5.6
横向 Lateral	m	6
起升高度 Lifting height		
基本臂 Base boom	m	10.7
最长主臂 Full-extend boom	m	4
最长主臂 + 副臂 Full-extend boom+Jib	m	55
起重臂长度 Boom length		
基本臂 Base boom	m	10
最长主臂 Full-extend boom	m	40
最长主臂 + 副臂 Full-extend boom+Jib	m	55
副臂安装角 Jib offset	0°、15°、3	

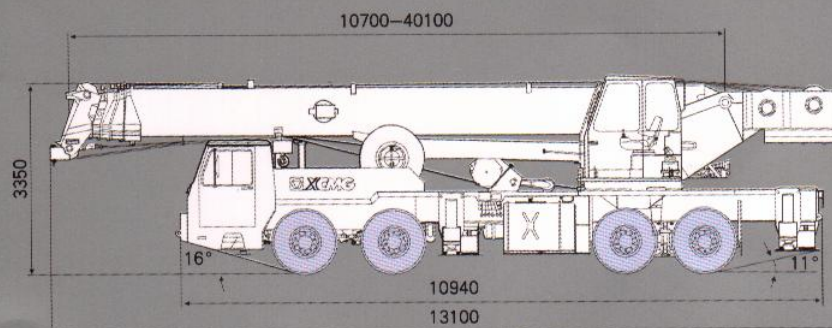
## 工作速度参数 Working speed

起重臂变幅时间 Boom elevating time		
全程起臂 Boom raising	s	
起重臂伸缩时间 Boom telescoping time		
全程全伸 Full-extending	s	1
最大回转速度 Max. slewing speed	r/min	
起升速度(单绳第四层) Hoisting speed (single rope 4th layer)		
主起升机构满载 Main winch with full load	m/min	
主起升机构空载 Main winch with no load	m/min	1
副起升机构满载 Auxiliary winch with full load	m/min	
副起升机构空载 Auxiliary winch with no load	m/min	1



## 精心制造的钢结构件

- 上下车主要结构件为优质轻钢结构, 采用了ANSYS有限元分析等新的计算方法, 重量优化, 设计合理
- 新引进的数控折弯机、干式等离子切割机等国际设备, 精确实现钢结构设计思想  
Carefully Manufactured Structural Parts
- The carrier and superstructure structural parts are made of high quality and high strength steel, designed with ANSYS finite element calculation method, optimized weight and reasonable arrangement.
- Newly imported NC press brakes, dry type plasma cutting machines and other high-tech machine tools precisely realize the idea of innovative design.



空调、臂端滑轮、冷启动装置为可选配置

XCMG





# QY50K LEADING CLASS FULL HYDRAULIC TRUCK CRANE



此样本所载的图片和技术参数, 由于设计上的改进等原因, 有可能与用户交货的产品不符, 请予理解, 恕不另行通知。  
All specifications are subject to technical modifications without notice.

## 徐工集团 徐州重型机械厂

地址: 中国江苏省徐州市铜山路165号  
Add: No.165 Tongshan Road Xuzhou Jiangsu China  
电话(Tel): 0516 - 3462242 3462350  
传真(Fax): 0516 - 3461669  
邮编(Post code): 221004  
网址(Network address): <http://www.xzxc.com.cn>  
E-mail: [xzxcyx@pub.xz.jsinfo.net](mailto:xzxcyx@pub.xz.jsinfo.net)  
服务电话(Service Tel): 0516 - 3461183  
服务传真(Service Fax): 0516 - 3461180  
备件电话(Spare parts Tel): 0516 - 3461542  
大修厂(Overhaul Factory): 0516-3461904

**AUSTRALIAN CRANE**  
& MACHINERY

ABN: 71 111 382 784

 TADANO

 XCMG

 KOBELCO

42 Glenbarry Road,  
Campbellfield Vic 3061 Australia  
Tel: Int +61 (03) 9357 7524  
Fax: Int +61 (03) 9357 7521



3C 强制性产品认证证书



职业安全健康管理体系认证证书



环境管理体系认证证书



国家一级企业证书



ISO9001 质量管理体系认证证书



ISO1001 计量体系认证证书